



CONTACT LENSES

Discover a different world

Tradition and innovation – Since 1858, visionary thinking and a fascination with technology have guided us to develop innovative products of outstanding reliability: Anticipating trends to improve the quality of life.



02 CONTACT LENSES

Haag-Streit contact lenses **For absolute certainty – don't go for less than a Haag-Streit product**

Used in combination with the slit lamp the Haag-Streit contact lenses allow the examination of the internal structures of the eye. To provide ideal optical and mechanical design, the development of these lenses occurred largely in collaboration with experienced ophthalmologists.

Haag-Streit's inherent quality-consciousness guarantees the dependability of these contact lenses.

Diagnostic contact lenses **Original Goldmann**

The renowned Goldmann three-mirror contact lens is an all-rounder which allows examination of the entire retina and the iridocorneal angle. The optical design is available in different dimensions, with an optional scleral flange and with optional anti-reflecting coating. The scleral flange provides extra stability on the globe (will be identified in the following with an "S") and the anti-reflecting coating is required for laser-treatments (will be identified in the following with an "L").

THREE MIRROR CONTACT LENS 903, 903 S AND 903 L

The 903 is the classic Goldmann lens. The 903 and the 903 L may be used with Stery Cup, a disposable shield which effectively prevents the transfer of contaminants between patients.

THREE MIRROR CONTACT LENS 906, 906 S AND 906 L


With a 10 mm internal diameter, the 906 is suitable for use on infants.

THREE MIRROR CONTACT LENS 907 AND 907 L

With an 11 mm internal diameter, the 907 is suitable for use on children up to 4 years of age.

THREE MIRROR CONTACT LENS 630 AND 630 L

The 630 contact lens is recommended for slit lamps with a shorter working distance than in the Haag-Streit 900 series.



04 LIGHT WEIGHT ACRYLIC GLASS

Diagnostic contact lenses Original Goldmann

FUNDUS CONTACT LENS 901

This lightweight contact lens provides a direct image of the central fundus (30°).

ONE MIRROR CONTACT LENS 902 AND 902 S

The 902 is a one-mirror lens (62°) which allows the examination of the anterior chamber.

TWO MIRROR CONTACT LENS 905 AND 905 S

Two mirrored surfaces, each with an inclination of 62° towards the front surface, have been cut into the 17 mm long lens cone. This makes it possible to examine and compare both iridocorneal angles without rotating the contact lens.



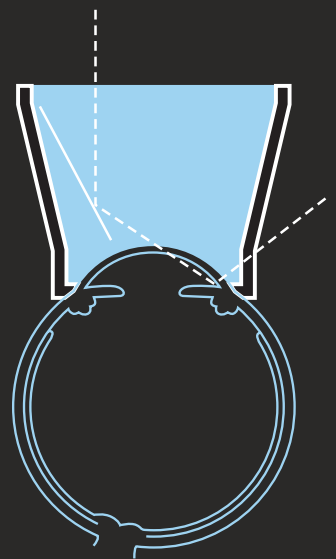
CONTACT LENS 901



GLAUCOMA CONTACT LENS 902 AND 902 S



CONTACT LENS 905 AND 905 S



Laser contact lenses For optimal laser treatment

The laser contact lenses were developed together with leading ophthalmologists for diagnosis and laser treatment of the angle, of the iris and the ocular fundus of the eye with the slit lamp.

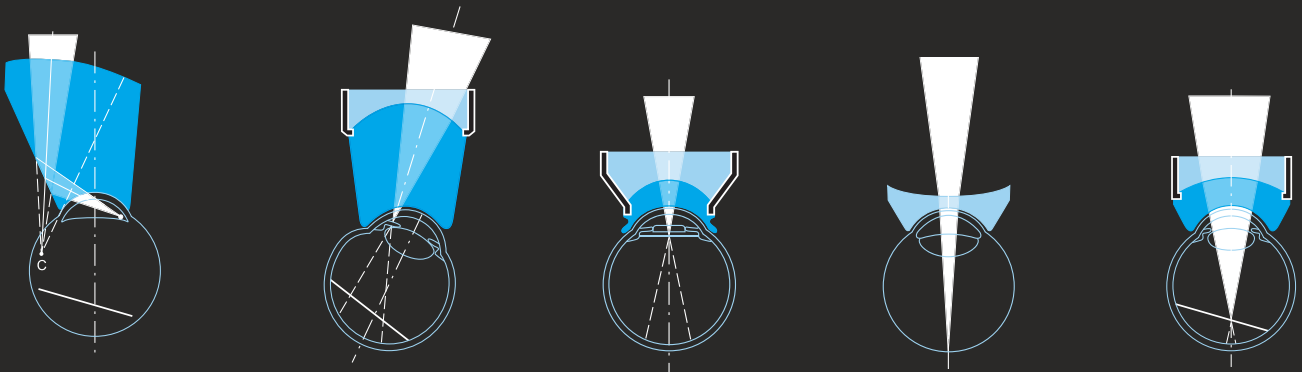
The CGAL gonioscopic contact lens was designed by Roussel and Fankhauser for laser treatments of the chamber angle. It reduces the laser spot by a factor of 1.5 as compared to a Goldmann lens.

The CGIL iridectomy contact lens was designed by Riquin, Fankhauser et al. to perform full thickness peripheral laser iridectomies.

The CGPL capsulotomy contact lens was designed by Riquin, Fankhauser et al. for the dissection of opacified posterior glass capsules and membranes in the pupillary and retropupillary space with the YAG laser.

The CGRL is a wide angle contact lens designed for laser photocoagulation and diagnosis of the retina.

The CGVL vitrectomy contact lens was designed by Rol, Fankhauser et al. for photodisruptive YAG laser procedures in the posterior vitreous.

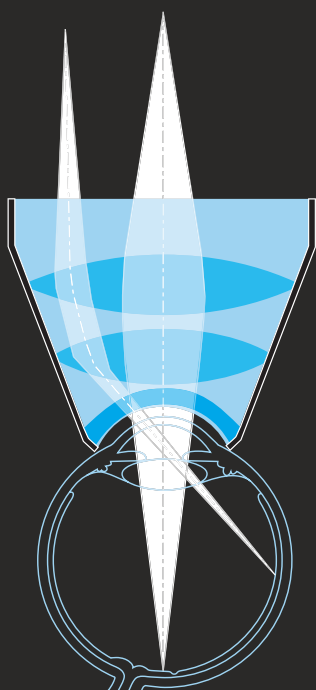


06 OPTIMAL WIDTH & OPTIMAL DEPTH

Retina 145 L Expands your horizons

The Retina 145 L contact lens is a panfundus wide-angle contact lens designed to facilitate the diagnosis and treatment of the retina up to its equator. With an image magnification of 0.7 \times , this contact lens allows for a highly detailed assessment of even subtle changes in the fundus. It may be used with all lasers which operate within the 450 nm to 650 nm bandwidths.

It is compatible with Stery Cup, which is a disposable shield that effectively prevents the transfer of contaminations between patients.




Stery Cup

Simple and efficient means against contaminations

The Stery Cup is a disposable shield for use with the Haag-Streit 903 and 903 L three-Mirror contact lenses and with the Haag-Streit Retina 145 L contact lens. The optically neutral, sterile and individually wrapped cups are designed for single use and effectively prevents the transfer of contaminations between patients.

Furthermore Stery Cup also reduces the stress on the patients' corneal epithelium as the contact lens is rotated inside the cup.



08 CONTACT LENSES

Product overview

Model	Scleral flange	Laser	Mirror	Observation area								Magnification (*)	Laser spot magnification (*)	Ball radius [mm]	ø Contact [mm]	ø Exterior contact [mm]	Height [mm]	Weight [g]	Antireflex coating			Stery Cup	
				Central	Central (pupil)	Central (vitreous)	Mirror 73°	Mirror 66°	Mirror 59° (fundus)	Mirror (gonio)	Mirror (ora serrata)								Iris	450 – 650 nm (vis) R<0.5%	450 – 810 nm R<1%		1064 nm R<0.3%
630	-	-	3	■	-	-	■	■	■	59°	-	-	0.95x / gonio 0.85x	-	7.4	12	18	25.3	10	-	-	-	-
630L	-	■	3	■	-	-	■	■	■	59°	-	-	0.95x / gonio 0.85x	1.053x / gonio 1.176x	7.4	12	18	25.8	11	■	-	■	-
901	-	-	-	■	-	-	-	-	-	-	-	-	1x	-	7.4	12	15.5	16	2	-	-	-	-
902	-	-	1	-	-	-	-	-	-	62°	-	-	0.85x	-	7.4	12	15.5	21.7	5	-	-	-	-
902 S	■	-	1	-	-	-	-	-	-	62°	-	-	0.85x	-	7.4	12	20	24	6	-	-	-	-
903	-	-	3	■	-	-	■	■	■	59°	-	-	0.95x / gonio 0.85x	-	7.4	12	18.3	32	18	-	-	-	■
903 L	-	■	3	■	-	-	■	■	■	59°	-	-	0.95x / gonio 0.85x	1.053x / gonio 1.176x	7.4	12	18.3	33	20	■	-	■	■
903 S	■	-	3	■	-	-	■	■	■	59°	-	-	0.95x / gonio 0.85x	-	7.4	12	20.5	33.5	19	-	-	-	-
905	-	-	2	-	-	-	-	-	-	62°	-	-	0.85x	-	7.4	12	15.5	21.7	5	-	-	-	-
905 S	■	-	2	-	-	-	-	-	-	62°	-	-	0.85x	-	7.4	12	20	24	6	-	-	-	-
906	-	-	3	■	-	-	■	■	■	59°	-	-	1.0x / gonio 0.87x	-	7 (infants)	10	15.4	28	12	-	-	-	-
906 L	-	■	3	■	-	-	■	■	■	59°	-	-	1.0x / gonio 0.87x	1x / gonio 1.149x	7 (infants)	10	15.4	28.5	13	■	-	■	-
906 S	■	-	3	■	-	-	■	■	■	59°	-	-	1.0x / gonio 0.87x	-	7 (infants)	10	17.6	29.5	12	-	-	-	-
907	-	-	3	■	-	-	■	■	■	59°	-	-	0.97x / gonio 0.86x	-	7.3 (child)	11	16.8	30.2	14	-	-	-	-
907 L	-	■	3	■	-	-	■	■	■	59°	-	-	0.97x / gonio 0.86x	1.03x / gonio 1.16x	7.3 (child)	11	16.8	30.8	15	■	-	■	-
1210	-	-	-	■	-	-	-	-	-	-	-	-	1.93x	-	12.5	12	18	25.5	7	-	-	-	-
CGAL	-	■	1	-	-	-	-	-	-	58°	-	-	1.44x	0.69x	7.4	12	16	24	16	■	-	■	-
CGIL	-	■	-	-	-	-	-	-	-	-	-	■	2.47x	0.4x	7.4	12	14	24	15	■	-	■	-
CGPL	-	■	-	■	-	-	-	-	-	-	-	-	1.68x	0.6x	7.4	12	15	13	4	■	-	■	-
CGRL	-	■	-	■	-	-	-	-	-	-	-	-	0.71x	1.41x	7.4	12	15.5	13	5	■	-	■	-
CGVL	-	■	-	-	■	-	-	-	-	-	-	-	1.24x (**)	0.8x (**)	7.4	12	16	13	6	■	-	■	-
RETINA 145 L	-	■	-	■	-	-	-	-	-	-	-	-	-0.7x	1.42x	7.4	12	18	27.5	27	-	■	-	■

(*) = The magnification is determined by the eye model used and the microscope. With other eye models, these values could differ.
Information on the eye model used can be made available upon request.

(**) = 1mm behind the lens

HAAG-STREIT AG

Gartenstadtstrasse 10
3098 Koeniz
Switzerland
Phone +41 31 978 01 11
Fax +41 31 978 02 82
info@haag-streit.com
www.haag-streit.com

Members of HAAG-STREIT Group

HAAG-STREIT Holding AG
www.haag-streit-holding.com

CLEMENT CLARKE Ltd.
www.clement-clarke.com

HAAG-STREIT AG, Diagnostics
www.haag-streit.com

HS DOMS GmbH
www.hs-doms.com

HAAG-STREIT AG, Verkauf Schweiz
www.haag-streit.ch

IPRO GmbH
www.ipro.de

HAAG-STREIT Deutschland GmbH
www.haag-streit.de

John Weiss Ltd.
www.johnweiss.com

HAAG-STREIT Far East
www.haag-streit-fareast.com

Möller-Wedel GmbH & Co KG
www.haag-streit-surgical.com

HAAG-STREIT Medtech AG
www.haag-streit-medtech.com

Möller-Wedel Optical GmbH
www.moeller-wedel-optical.com

HAAG-STREIT Surgical GmbH
www.haag-streit-surgical.com

OptoMedical Technologies GmbH
www.haag-streit-surgical.com

HAAG-STREIT UK
www.haag-streit-uk.com

Reliance Medical Inc.
www.haag-streit-usa.com

HAAG-STREIT USA
www.haag-streit-usa.com

SPECTROS AG
www.spectros.ch

DISTRIBUIDO POR

BLOSS

Concilio de Trento, 37-39
08018 Barcelona
Tel. 93 303 65 65
bloss@blossgroup.com
www.blossgroup.com